

# ODS - takmičenje

ODS Contest: "Let's move teaching process to the limelight!"

*Teachers from all over Europe can create a Learning Scenario,  
submit it to [www.ods-contests.eu](http://www.ods-contests.eu)  
and win first prize!!!*

[Logout](#)   [Your Profile](#)   [Submit your Learning Scenario](#)   [Vote for the winners](#)

## Učešće na takmičenju podrazumeva 4 koraka

(ODS Contest in four steps)

Korak 1: prijavite se u zajednicu ([Communities](#)) za takmičenje na ODS portalu

<http://portal.opendiscoveryspace.eu/beta/community/ods-contest-lets-move-teaching-process-limelight-568655>

Kreirajte Scenario učenja (LEARNING SCENARIO) na nekoj od svojih ODS zajednica, preuzmite pdf verziju i budite spremni da je predate (vratićemo se malo kasnije na kreiranje Scenarija)

## Korak 2: Registrujte se za takmičenje

<http://www.ods-contests.eu/get-involved/register>

<http://www.ods-contests.eu>

"Let's move teaching process to the limelight!"

The ODS Contest

Get Involved

Contact

FAQs

ODS Contest: "Let's move teaching process to the limelight!"

*Teachers from all over Europe can create a Learning Scenario,  
submit it to [www.ods-contests.eu](http://www.ods-contests.eu)  
and win first prize!!!*

Logout

Your Profile

Submit your Learning Scenario

Vote for the winners

Dakle, ODS nastavnik treba da se - registruje (i sačeka potvrdu na mejl) - uloguje

**Korak 3:** pošalje svoj **Scenario lekcije** na konkurs

**Korak 4:** glasa za pobjednika (kada bude omogućeno)

The ODS Contest   **Get Involved**   Contact   FAQs

Register  
Login  
Submit your Learning Scenario  
Vote for the winners

## Register

Account details

Username

E-mail

A password will be e-mailed to you.

Personal details

Title  ▼

Name

Space Project is funded by  
Theme 2: Digital Content,  
Learning Objective 2.4

## PRIJAVLJIVANJE JE VEOMA JEDNOSTAVNO ALI ...

Potrebno je da ste negde u okviru neke svoje ODS zajednice **već** napravili scenario lekcije !!!

Na ovom mestu postavite samo **link (URL)** na to mesto i podignite (Upload File) pdf verziju svog scenarija koju ste već preuzeli sa te adrese.

### Submit your Learning Scenario

Title

NASLOV LEKCIJE

Short  
Description

#### KRATAK OPIS

kratak opis kratak opis kratak opis kratak opis  
kratak opis kratak opis kratak opis kratak opis  
opiskratak opis kratak opis kratak opis kratak opis  
kratak opis kratak opis kratak opis kratak opis  
opiskratak opis kratak opis kratak opis

*Short description of your learning scenario. Please keep it short, up to 150 words.*

LINK NA ODS MESTO GDE SE NALAZI VAŠ RAD

URL

**Please add a full url (http://...)**

*Please provide the ODS Portal URL where the Scenario resources are located.*

Category

Business Studies ▼

File

Upload File

*Add the file of your learning scenario (\*.pdf file).*

Submit

## EVO VRAĆAMO SE NA KREIRANJE SAMOG SCENARIJA

Scenario se kreira "tamo" na ODS portalu

<http://portal.opendiscovery.space.eu/beta>

ulogujte se:

"A community for Teachers b

### User login

Username or e-mail \*

Password \*

[Request new password](#)



[Communities](#) [Users](#) [Do you](#)

[Home](#) |



### ODS PR-Workshop

2014.03.13 | Krems - Austria

### ΣΕΜΙΝΑΡΙΟ ΔΙΔΑΚΤΙΚΗΣ ΤΗΣ ΦΥΣΙΚΗΣ:

1) Παρουσίαση έργου Open Discovery...

2014.03.19 | - Cyprus

### ΣΕΜΙΝΑΡΙΟ ΔΙΔΑΚΤΙΚΗΣ ΤΗΣ ΦΥΣΙΚΗΣ:

1) Παρουσίαση έργου Open Discovery...

2014.03.19 | - Cyprus


[View all >](#)

Pronadjite zajednicu

[ODS Contest: "Let's move teaching process to the limelight!"](#)

i okviru nje ikonice za kreiranje Scenarija

Share your resources here



**Educational Content**

**Lesson Plans**

**Learning Scenarios**

Scenarios for conducting lessons inside and outside the classroom with more ex

**GROUPS**

There are no available groups.

**ACTIVITIES**

There is no content.

**EVENTS**

There is no content.

[beta/educational-scenarios/568655](#)

# Dobijate mogućnost da dodate novi Scenario učenja (+New Learning Scenario)

The screenshot displays the Open Discovery Space (ODS) website interface. In the top left corner, the ODS logo is visible, consisting of stylized orange and red letters 'ods' followed by the text 'OPEN DISCOVERY SPACE'. To the right of the logo, the user's name 'Vladan Al Mladenović' is shown, along with links for 'About Us', 'English', and a 'Logout' button. Below the header, a navigation bar contains a search box, 'Communities', 'Users', 'Do you need support?', 'My Area', and an email icon. The main content area features a breadcrumb trail: 'Home | ODS Contest: "Let's move teaching process to the limelight!" | Learning Scenarios'. On the left side, there is a form with a 'Title' label and an input field containing a search icon, with an 'Apply' button below it. On the right side, a red circle highlights a button labeled '+ New Learning Scenario'. Below this button are two stacked buttons: 'ODS Authoring Tool' (orange) and 'Octopus Authoring Tool' (grey).



Odaberite  
predložak  
(template)  
i način uređivanja\*  
“Simple Editing”  
ili “Advanced ...”

Create your own Learning Scenario

Start by selecting one of the following templates:

Generic Template ▼

Quick upload

Simple Editing

Would you like your lesson plans/learning scenarios to be easily accessible?  
Then, please, spend some time to characterize them using Metadata.

Advanced Editing

\*U toku rada uvek imate mogućnost  
da promenite ovu opciju  
Razlika je u dodatna dva taba:

- |                  |                         |                     |                                  |                                  |
|------------------|-------------------------|---------------------|----------------------------------|----------------------------------|
| 1. Language*     | 2. General Information* | 3. Subject domain*  | 4. Phases & Learning Activities* |                                  |
| 1. Language*     | 2. General Information* | 3. Learning Context | 4. Subject domain*               | 5. Phases & Learning Activities* |
| 6. Meta-metadata |                         |                     |                                  |                                  |

1. Language\*

2. General Information\*

3. Learning Context

4. Subject domain\*

5. Phases & Learning Activities\*

6. Meta-metadata

## Scenario učenja sadrži

1. Language (Jezik scenarija)
2. General Information (opšte informacije)
3. Learning Context (Kontekst učenja)
4. Subject domain (Nastavna oblast)
5. Phases&Learning Activities (faze i aktivnosti)
6. Meta-metadata (meta podaci)

1. Language\*

2. General Information\*

3. Learning Context

4. Subject domain\*

5. Phases & Learning Activities\*

6. Meta-metadata

## Select the languages of the Educational Scenario

- English
  - Dutch
  - French
  - German
  - Greek
  - Italian
  - Spanish
  - Croatian
  - Bulgarian
  - Danish
  - Finnish
  - Irish
  - Romanian
  - Russian
  - Estonian
  - Latvian
  - Lithuanian
  - Portuguese, Portugal
  - Serbian
- You can select up to 10 languages

Cancel

Next

# 1. Language (Jezik scenarija)

Odaberite jedan ili više jezika na kojima ćete popunjavati obrazac.

**Na svakom od tabova pojavljivaće se onoliko opcija koliko ste jezika odabrali**

**Na svaki od koraka se možete vraćati i menjti...**

**Naš predlog je da svoj scenario postavite i na srpskom i na engleskom kako bi više nastavnika razumelo vaš rad i moglo da glasa za njega!**

# 2. General Information (opšte informacije)

Naslov  
Autor(i)  
Kratak opis (glavna ideja)  
Status

Author(s)  
Short description/ main idea  
Status

Status: final, draft, final, revised, unavailable

Cancel Back Next

**Nije potrebno posebno objašnjavati sem možda Statusa:  
Dok god radite na scenariju neka bude "draft" a  
kad ste sigurni da je gotovo možete promeniti u "final"**

1. Language\*    2. General Information\*    3. Learning Context    4. Subject domain\*    5. Phases & Learning Activities\*  
6. Meta-metadata

### General Information


**Title\*** Enter the title of the Educational Scenario in each selected language.

<b>Author(s)</b>	<b>English</b>	<b>Title in Serbian *</b> Redna i paralelna veza otpornika
<b>Short description/ main idea</b>	<b>Serbian</b>	
<b>Status</b>		

Cancel Back Next      Reduced Version

# 3. Learning Context (Kontekst učenja)


- 1.Context of Use
2. Age
3. Keywords
4. Educational Objectives
- 5.Prerequisites
6. Level of Difficulty
7. Duration
8. Assesment strategy
9. Learning environment
10. Special Needs
11. Teaching approach

<b>Context of Use</b>	Specify student's grade level.
<b>Age</b>	 The principal environment w Choose from the pre-define (a) Informal context (b) Primary education (c) Secondary education
<b>Keywords/subject</b>	
<b>Educational Objectives*</b>	
<b>Prerequisites</b>	<b>Grade</b>
<b>Level of Difficulty</b>	<input type="checkbox"/> informal context
<b>Duration</b>	<input type="checkbox"/> primary education
<b>Assessment strategy</b>	<input type="checkbox"/> secondary education
<b>Learning environment</b>	
<b>Special Needs</b>	
<b>Teaching approach</b>	

**SAVET: OVU STRANICU  
POPUNJAVAJTE  
KONSULTUJUĆI SE SA  
VAŠIM PEDAGOGOM**

POMOĆ: NA MNOGIM MESTIMA JE  
KRUŽIĆ SA ZNAKOM PITANJA ISPOD  
KOGA JE ISKAČUĆA (POP-UP) POMOĆ!



 <b>Processes</b>
<input type="checkbox"/> To remember: to help the
<input type="checkbox"/> To understand: to help the
<input type="checkbox"/> To apply: to help the learn
<input type="checkbox"/> To think critically and creat
<input type="checkbox"/> To think critically and creat

# 4. Subject domain (Nastavna oblast)

**PADAJUĆE LISTE KOJE  
BIRATE U SKLADU SA  
POTREBAMA I NIVOIMA  
VAŠE STRUČNE OBLASTI**



**Subject domain**

! Be sure to press the **ADD** button to confirm a selection

Theme  **Add**

Subject  **Add**

Sub-Subject  **Add**

Descendant Subject  **Add**

- Music
- Business Studies
- Mathematics
- Social Studies
- ICT
- Foreign Languages
- Special Educational Needs

Electricity and magnetism  
Electricity and magnetism  
Energy  
Fields  
Forces and motion  
High Energy Physics  
History of Science and Technology  
Light  
Obtaining and using materials  
Radioactivity  
Solids, liquids and gases  
Sound  
Technological applications  
Tools for science  
Useful materials and products  
Waves

# 5. Phases&Learning Activities (faze i aktivnosti)

I ovde važi savet da je pomoć pedagoga preporučljiva!!!  
Dodavanje, brisanje i menjanje faza i aktivnosti je jednostavno

Add phase

Phase #1

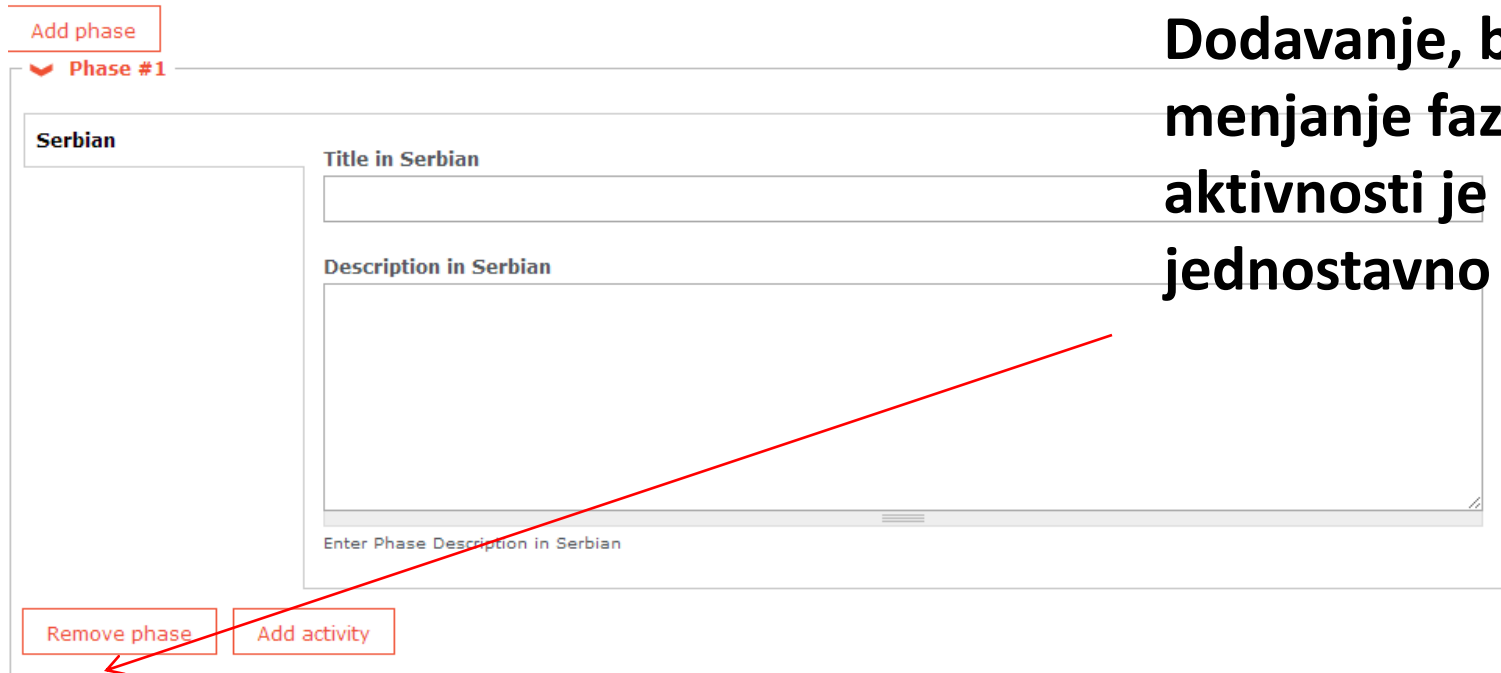
Serbian

Title in Serbian

Description in Serbian

Enter Phase Description in Serbian

Remove phase Add activity



! To edit the activities further (add tools, resources etc.) press the button **Save & Edit Phases/Activities**.

Save & Edit Phases/Activities

Cancel

Back

Next

Reduced Version

Save & View

# 6. Meta-metadata (meta podaci)

**Na kraju METAPODACI!!**

**Na kraju ali ne najmanje važno. Ovo je suština ODS projekta: Učiniti objekte učenja prepoznatljivim, pretraživim, lakše upotrebljivim...**

1. Language\*

2. General Information\*

3. Learning Context

4. Subject domain\*

5. Phases & Learning Activities\*

6. Meta-metadata

Meta-metadata

? More information about Metadata is available on Training Academies [indicative course: [Introduction to educational metadata and metadata-based searching](#)]

Coverage

Geography or specific region to which the learning object applies

Structure

Serbian

Coverage in Serbian

Technical information

Educational aspects

Rights

Annotation

e.g. Europe

Cancel

Back

Reduced Version

Save & Edit Phases/Activities

Save & View



Na kraju sačuvajte  
i pojavice se stranica na kojoj možete  
da vidite šta se uradili,  
da obrišete i/ili da uredite

DA PREUZMIETE PDF FAJL  
KOJI VAM JE  
POTREBAN ZA KONKURS!!!

Redna i paralelna veza otpornika

- Delete
- Edit
- Edit Activities
- Download as pdf

LEARNING SCENARIO: REDNA I PARALELNA VEZA OTPORNIKA

Title	Redna i paralelna veza otpornika
Short description/ main idea	r
Learning objectives	<b>Cognitive - Knowledge:</b> Meta cognitive <b>Cognitive - Process:</b> To understand <b>Affective:</b> To form and follow a system of values <b>Psychomotor:</b> To adapt and perform creatively
Learning activities	Phase 1: tt Description of phase: tt
Language	Serbian
Domain	Science>Physics>Energy>Internal Energy
Teaching approach	<b>Constructivist:</b> Socratic instruction

Dodatne informacije na:

<http://www.ods-contests.eu/>

<http://ods.metropolitan.ac.rs/>

<https://www.facebook.com/SrbijaODS>

info.ods@metropolitan.ac.rs

Ne zaboravite:

Rok za podnošenje prijave počinje 1. marta 2014, a završava **10. aprila 2014**

Rok za procene počinje 11. aprila 2014, a završava 11. maja 2014

**Za radove glasaju samo učesnici koji su predali rad. Obezbedite svoje glasove tako što ćete uključiti što više nastavnika iz Srbije!**

Zvanično proglašenje pobednika biće 15. maja 2014

Vaš [ODS-tim](#)